


Logging on to the eLearning site

STEP 1: Click on **Log in**



STEP 2: Type your user name and password and click enter.

Your username is your first name and last, followed by a full stop and your year of birth

Example John Browne

username:johnbrowne.2000

Password:Ellerslie

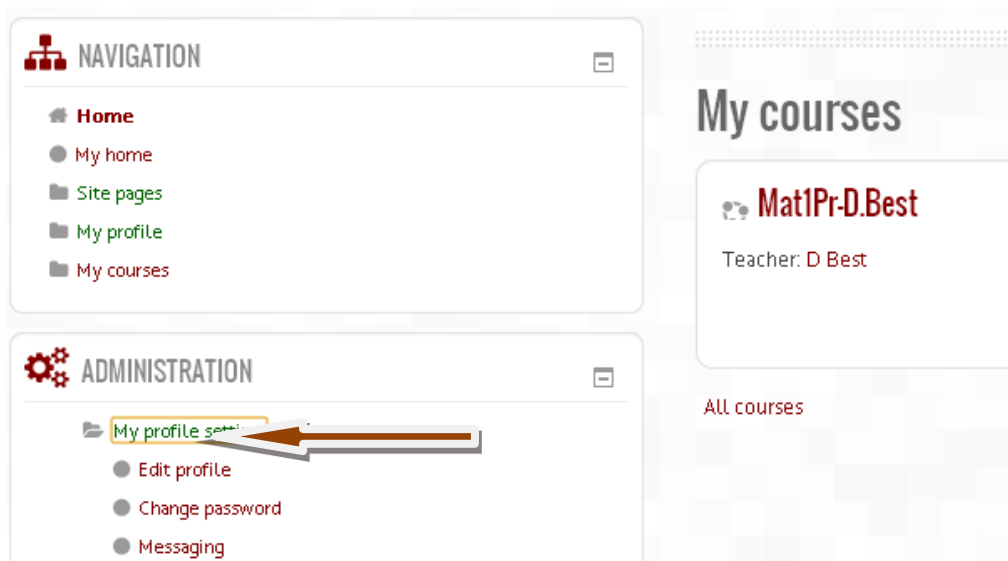
NB:

- 1) Your username is in common letters
- 2) You will be prompted to change your password the first time you log on.

NB: Your email address is your school email address which is available through www.gmail.com.

Changing password and editing your profile

STEP 1: To change password or edit your profile click on **My profile settings** in the **ADMINISTRATION** block



STEP 2a: Click on **change password**

Change password

Username

The password must have at least 8 characters, at least 1 digit(s), at least 1 lower case letter(s), at least 1 upper case letter(s), at least 1 non-alphanumeric character(s)

Current password*

New password*

New password (again)*


Change your password and then hit save changes. Ensure your password meets the password policy.

Signing up for classes

STEP 1: Log on as shown above

STEP 2: Click on the required **Course Category**

Course categories

- ▷ Business Studies (10)
- ▷ English (3)
- ▷ General Studies (6)
- ▷ Guidance
- ▷ Industrial Arts
- ▷ Modern Languages (4)
- ▷ Mathematics (5)
- ▷ Physical Education (3)
- ▷ Science (10) 
- ▷ Visual Arts
- ▷ Supplementary Courses (7)
- ▷ Digital Library (1)
- ▷ Co-Curricular Programme (1)

STEP 3: Click on the name of the course you are signing up for.


 [CSEC Physics-5th Form](#) 

Teacher: Mr. A. Griffith
Teacher: Mr. D. Lewis



STEP 4: Input the **enrollment key** which the teacher gave you and click **Enrol me**


Enrolment options

 CSEC Physics-5th Form

Teacher: Mr. A. Griffith
Teacher: Mr. D. Lewis

Self enrolment (Student)

Enrolment key Unmask



Accessing class materials after you have enrolled for a class

STEP 1 : Log in

STEP 2: Click on **My classes** and select the relevant class



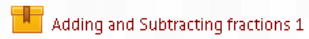
STEP 3: Click on any of the available exercises or videos.

Fractions

Video Tutorials



Exercises



Interactive Sites



Hang each monkey in the correct place on the fraction number line.
You may have to find the lowest common denominator, e.g hang the $\frac{1}{2}$ monkey where it says $\frac{2}{4}$ on the numberline. There are two levels, easy and harder. If you hang a monkey in the wrong place he will fall off!

